

## OMX-13HMHM0001

Ocean Matrix OMX-13HMHM0001 1080p

HDMI 4 x 1 Multi-Viewer with IR Control

### OPERATION MANUAL



---

## Description:

The Ocean Matrix OMX-13MHM0001 4X1 Multi-Viewer sends four 1080p/60 HDMI video signals to an HDMI monitor for up to four displays on one screen. The remote control provides twelve different possible screen configurations, seamless switching among the four outputs, muting, and an 1080p/720p switch. Housed in a rugged, powder-coated steel cabinet.

## Features:

- 4 Channels of HDMI Signals
- IR Sensor for Remote Control
- Video Resolution up to 1080p@60HZ
- Audio and Mode Switch Buttons
- Power and Input LED Indicators
- Black Powder-Coated Steel Cabinet
- HDCP 1.4 Compliant
- FCC, CE Certified

## Specifications:

- Video Resolution: 50Hz 576i; 576P; 720P; 1080i; 1080P 60Hz / 59.94Hz  
480i; 480P; 720P; 1080P; 30/29.97/24/25Hz 1080P
- Audio Format: PCM 2.0
- Transmission Distance: Input up to 26.25 Ft / Output up to 49.21 Ft
- Bandwidth Frequency: 4.95Gbps
- Operating Temperature: 32°F to 104°F (0°C to 40°C)
- Dimensions: 7 1/2 x 4 1/2 x 5/8 Inches
- Weight Each Unit: 1.14 lb


## Item Includes:

- 1 x 12VDC/1A Power Supply
- 1 x Remote Control
- 2 x Mounting Brackets
- 4 x Screws
- 4 x Rubber Feet



## Mounting Dimensions:

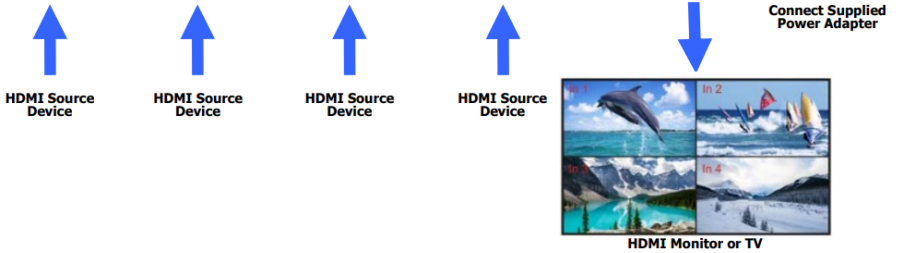
The pictures below only show (1) of the included brackets and (2) of the included screws, the (1) additional bracket and (2) bracket mounting screws are unpictured but also included.



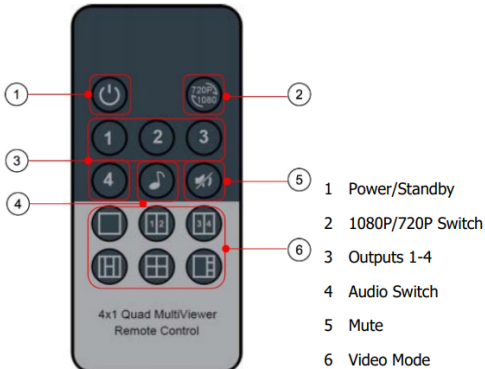
# Operation Controls and Functions:



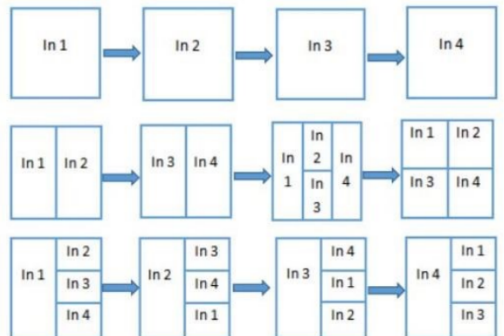
IR Receiver      LED Power Indicator      LEDs Indicate Connection to HDMI Source      Audio Selector      Video Mode Selector



## Remote Control



## Video Screen Modes



---

# PRODUCT SERVICE

## Damage requiring service:

- The unit should be serviced by qualified service personnel if:
- (a) The DC power supply cord or AC adaptor has been damaged
- (b) Objects or liquids have gotten into the unit
- (c) The unit has been exposed to rain
- (d) The unit does not operate normally or exhibits a marked change in performance; The unit has been dropped or the cabinet is damaged.
- (2) Servicing Personnel: Do not attempt to service the unit beyond that described in these operating instructions. Refer all other servicing to authorized servicing personnel.
- (3) Replacement parts: When parts need replacing ensure the servicer uses parts specified by the manufacturer. Unauthorized substitutes may result in fire, electric shock, or other hazards.
- (4) Safety check: After repairs or service, ask the servicer to perform safety checks to confirm that the unit is in proper working condition.

## SAFETY PRECAUTIONS

Please read all instructions before attempting to unpack, install or operate this equipment and before connecting the power supply.

Please keep the following in mind as you unpack and install the unit:

- Always follow basic safety precautions to reduce the risk of fire, electrical shock and injury to persons.
- To prevent fire or shock hazard, do not expose the unit to rain, moisture or install this product near water.
- Never spill liquid of any kind on or into this product.
- Never push an object of any kind into this product through any openings or empty slots in the unit, as you may damage parts inside the unit.
- Do not attach the power supply cabling to building surfaces.
- Use only the supplied power supply unit (PSU). Do not use the PSU if it is damaged.
- Do not allow anything to rest on the power cabling or allow any weight to be placed upon it or any person walk on it.
- To protect the unit from overheating, do not block any vents or openings in the unit housing that provide ventilation and allow for sufficient space for air to circulate around the unit

## WARRANTY

1 Year



812 Kings Highway | Saugerties, NY 12477 | 845-246-7500 | [www.oceanmatrix.com](http://www.oceanmatrix.com)

**100% Employee Owned Division of Tower Products Incorporated**